
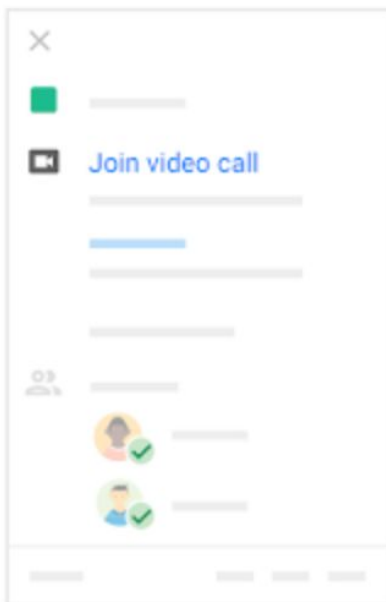


Joining a Google Meet

Join from a Calendar event

See your scheduled meetings in Calendar and quickly join a video meeting.

1. In [Calendar](#) , open the event.
2. Tap **Join video call**.



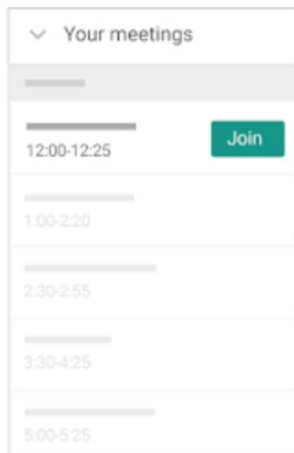
Join from Meet

In Hangouts Meet, you can join a video meeting using the Meet app, or you can enter a meeting code. You can use the Meet app with any Google account, such as a G Suite account or an @gmail.com account.

Note: Participants who join after the 5th do not chime and are automatically muted.

Join from the Hangouts Meet app

1. Open the Hangouts Meet app.
2. Swipe up from the bottom to view your scheduled meetings.
3. Tap **Join**, or select a meeting from the list and tap **Join meeting**.



Join with a meeting code or nickname

Every Meet video meeting has a code that you can use to join the meeting. The meeting code is a series of characters, such as abc-defg-hjk. You can get the meeting code from the joining information that was sent to you or at the end of the meeting link.

A nickname is a meaningful phrase, such as "our-meeting". You can pick any nickname and share it with other people in your organization as a fast way to all join the same meeting.

1. Open the Hangouts Meet app and then tap **Meeting code**.
2. Enter the meeting code or nickname.
Note: The hyphens in the meeting code are optional.
3. Tap **Join meeting**.
4. (Optional) Depending on whether you're joining from a different organization or signed in to a G Suite account, choose an option:
 - Select **Ask to Join**.
 - Enter your name and tap **Ask to Join**.

